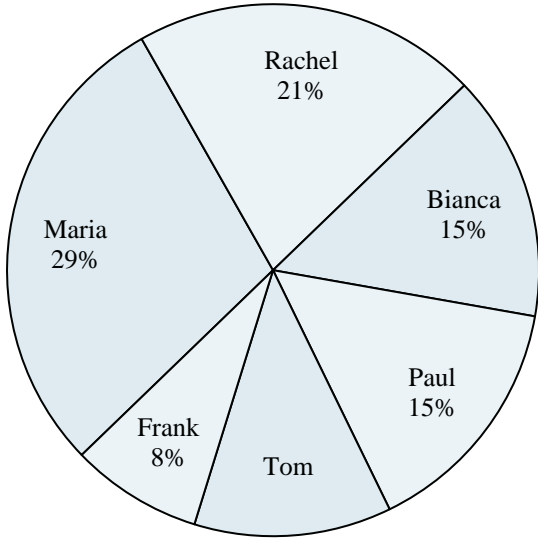




Use the graph to solve.

Class Election Results



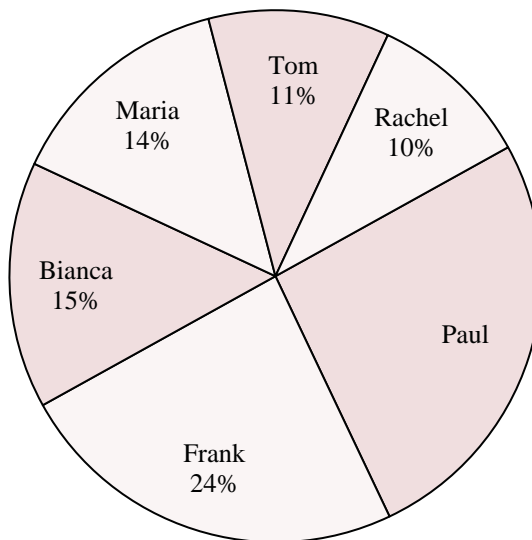
- 1) Who won the election?
- 2) Who got the least number of votes?
- 3) What percent of people voted for Tom?
- 4) What percent of people voted for either Paul or Frank?
- 5) Which two candidates had about half the votes?

Answers

1. _____
2. _____
3. _____
4. _____
5. _____
6. _____
7. _____
8. _____
9. _____
10. _____

- 6) Who won the election?
- 7) Who got the least number of votes?
- 8) What percent of people voted for Paul?
- 9) What percent of people voted for either Maria or Tom?
- 10) Which two candidates had about half the votes?

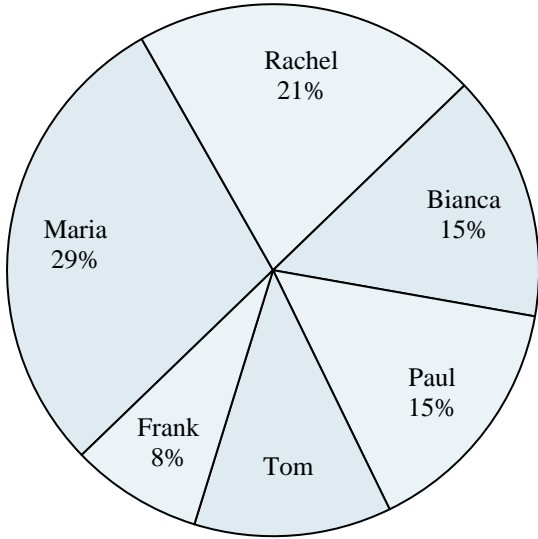
Class Election Results





Use the graph to solve.

Class Election Results

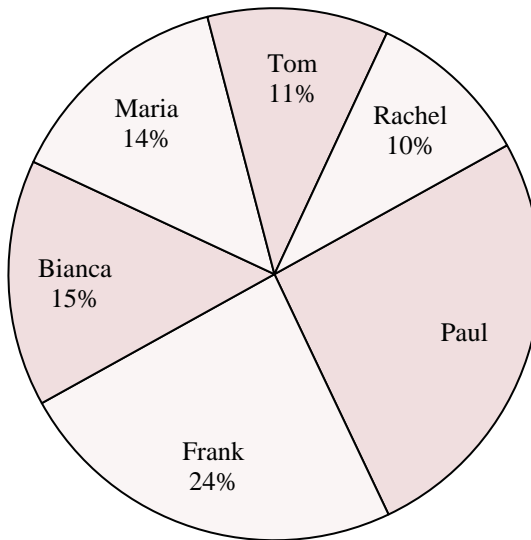


- 1) Who won the election?
- 2) Who got the least number of votes?
- 3) What percent of people voted for Tom?
- 4) What percent of people voted for either Paul or Frank?
- 5) Which two candidates had about half the votes?

Answers

1. **Maria**
2. **Frank**
3. **12%**
4. **23%**
5. **Maria & Rachel**
6. **Paul**
7. **Rachel**
8. **26%**
9. **25%**
10. **Paul & Frank**

Class Election Results



- 6) Who won the election?
- 7) Who got the least number of votes?
- 8) What percent of people voted for Paul?
- 9) What percent of people voted for either Maria or Tom?
- 10) Which two candidates had about half the votes?