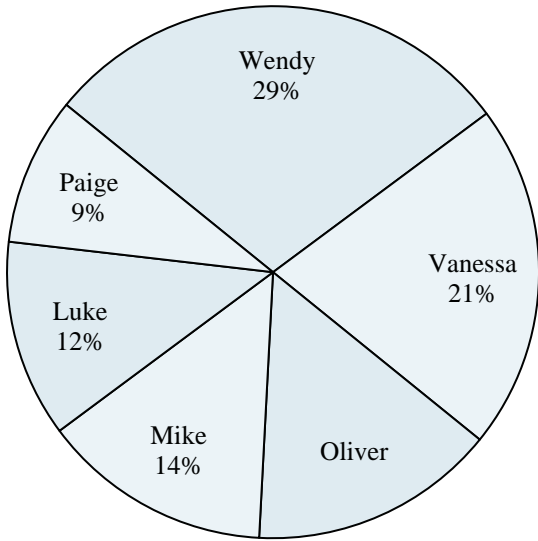




Use the graph to solve.

Class Election Results

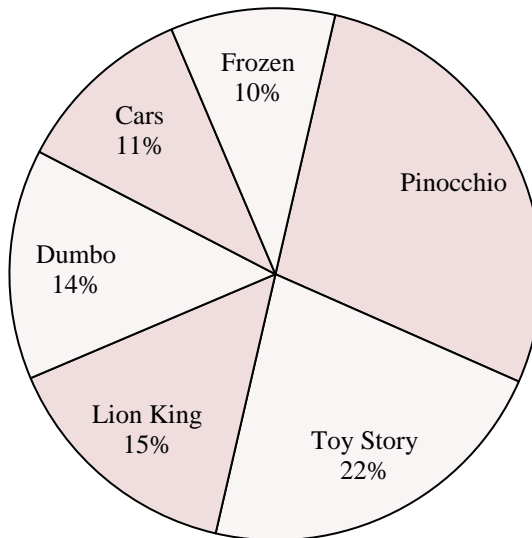


- 1) Who won the election?
- 2) Who got the least number of votes?
- 3) What percent of people voted for Oliver?
- 4) What percent of people voted for either Luke or Oliver?
- 5) Which two candidates had about half the votes?

Answers

1. _____
2. _____
3. _____
4. _____
5. _____
6. _____
7. _____
8. _____
9. _____
10. _____

Favorite Disney Movie

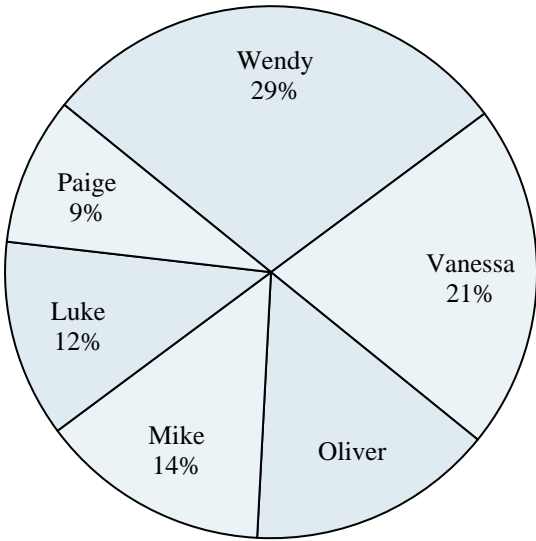


- 6) Which movie was the most popular?
- 7) Which movie was the least popular?
- 8) What percent of people said Pinocchio was their favorite?
- 9) What percent of people said either Pinocchio or Cars was their favorite?
- 10) Which two movies did about half the people say was their favorite?



Use the graph to solve.

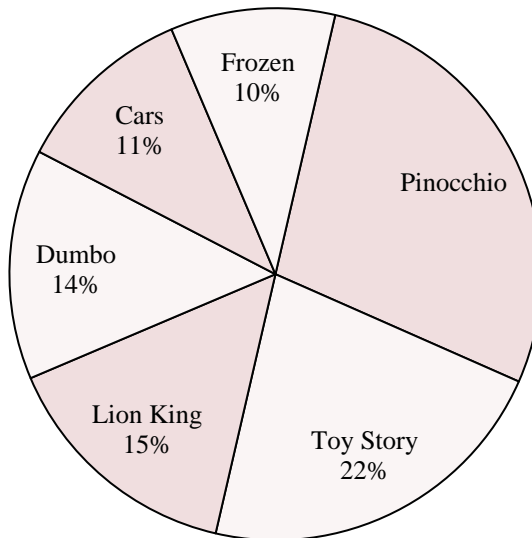
Class Election Results



- 1) Who won the election?
- 2) Who got the least number of votes?
- 3) What percent of people voted for Oliver?
- 4) What percent of people voted for either Luke or Oliver?
- 5) Which two candidates had about half the votes?

- 6) Which movie was the most popular?
- 7) Which movie was the least popular?
- 8) What percent of people said Pinocchio was their favorite?
- 9) What percent of people said either Pinocchio or Cars was their favorite?
- 10) Which two movies did about half the people say was their favorite?

Favorite Disney Movie



Answers

1. Wendy
2. Paige
3. 15%
4. 27%
5. Wendy & Vanessa
6. Pinocchio
7. Frozen
8. 28%
9. 39%
10. Pinocchio & Toy Story