



Match each table to the corresponding pie graph.

Answers

Time	Percent
1 Min	7%
2 Mins	22%
3 Mins	26%
4 Mins	15%
5 Mins	30%

Time	Percent
1 Min	22%
2 Mins	30%
3 Mins	26%
4 Mins	15%
5 Mins	7%

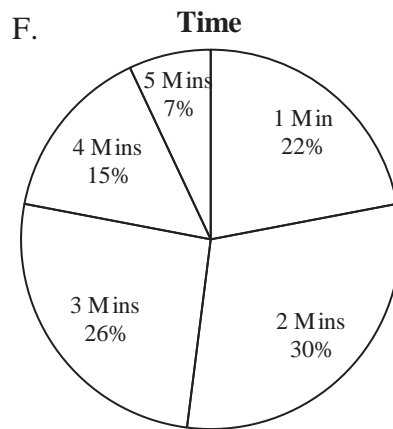
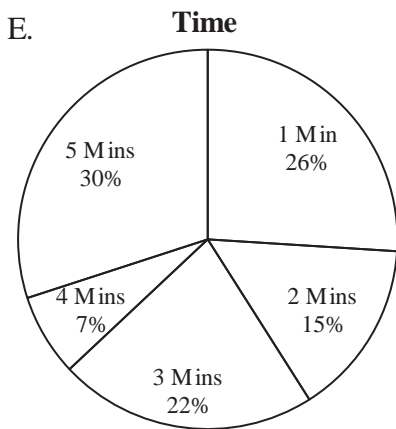
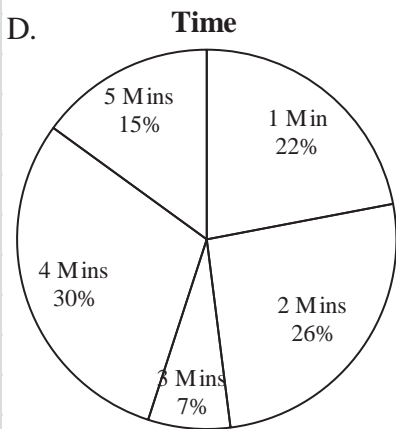
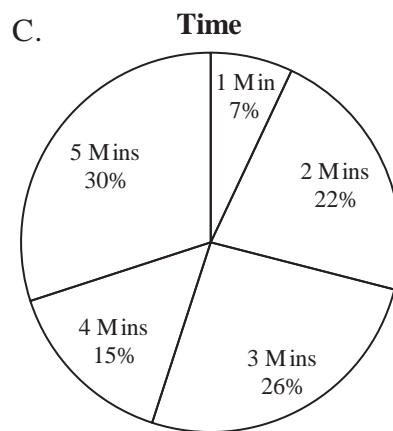
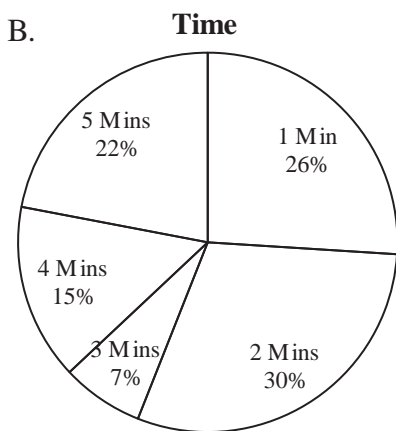
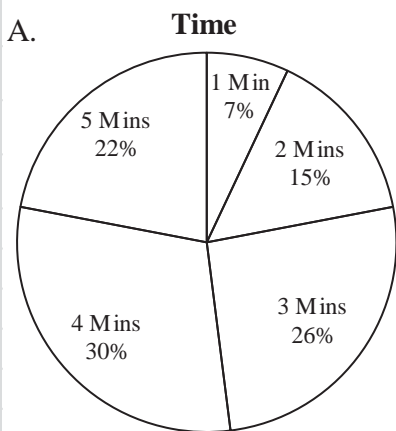
Time	Percent
1 Min	26%
2 Mins	15%
3 Mins	22%
4 Mins	7%
5 Mins	30%

Time	Percent
1 Min	26%
2 Mins	30%
3 Mins	7%
4 Mins	15%
5 Mins	22%

Time	Percent
1 Min	7%
2 Mins	15%
3 Mins	26%
4 Mins	30%
5 Mins	22%

Time	Percent
1 Min	22%
2 Mins	26%
3 Mins	7%
4 Mins	30%
5 Mins	15%

1. _____
2. _____
3. _____
4. _____
5. _____
6. _____





Match each table to the corresponding pie graph.

Time	Percent
1 Min	7%
2 Mins	22%
3 Mins	26%
4 Mins	15%
5 Mins	30%

Time	Percent
1 Min	22%
2 Mins	30%
3 Mins	26%
4 Mins	15%
5 Mins	7%

Time	Percent
1 Min	26%
2 Mins	15%
3 Mins	22%
4 Mins	7%
5 Mins	30%

Time	Percent
1 Min	26%
2 Mins	30%
3 Mins	7%
4 Mins	15%
5 Mins	22%

Time	Percent
1 Min	7%
2 Mins	15%
3 Mins	26%
4 Mins	30%
5 Mins	22%

Time	Percent
1 Min	22%
2 Mins	26%
3 Mins	7%
4 Mins	30%
5 Mins	15%

Answers

1. **C**
2. **F**
3. **E**
4. **B**
5. **A**
6. **D**

